































Rank	BIB	Name	Country	YOB	Lap1	Lap2	Lap3	Lap4	Lap5	Time	Gap	Yellow Flag	Red Flag
1/30	115	BRUNI, Rachele	ITA 	1990	24:07.64 24:08	48:31.86 24:25	1:12:21.12 23:50	1:36:20.22 24:00	1:59:58.01 23:38	<b>1:59:58.01</b>			
2/30	121	ANDERSON, Haley	USA 	1991	24:06.04 24:07	48:29.77 24:24	1:12:20.09 23:51	1:36:28.74 24:09	2:00:09.81 23:42	<b>2:00:09.81</b>	+ 00:11		
3/30	106	HÄRLE, Isabelle	GER 	1988	24:02.16 24:03	48:31.08 24:29	1:12:22.31 23:52	1:36:31.49 24:10	2:00:11.54 23:41	<b>2:00:11.54</b>	+ 00:13		
4/30	101	CUNHA, Ana Marcela	BRA 	1992	24:03.47 24:04	48:28.50 24:26	1:12:21.81 23:54	1:36:30.92 24:10	2:00:11.62 23:41	<b>2:00:11.62</b>	+ 00:13		
5/30	111	OLASZ Anna	HUN 	1993	24:11.59 24:12	48:34.13 24:23	1:12:21.91 23:48	1:36:31.85 24:10	2:00:13.27 23:42	<b>2:00:13.27</b>	+ 00:15		
6/30	102	OKIMOTO CINTRA, Poliana	BRA 	1993	24:01.28 24:02	48:29.05 24:28	1:12:19.52 23:51	1:36:31.57 24:13	2:00:13.58 23:43	<b>2:00:13.58</b>	+ 00:15		
7/30	116	KIDA, Yumi	JPN 	1985	24:05.24 24:06	48:31.34 24:27	1:12:25.72 23:55	1:36:27.99 24:03	2:00:14.07 23:47	<b>2:00:14.07</b>	+ 00:16		
8/30	112	RISZTOV Éva	HUN 	1985	23:59.80 24:00	48:25.40 24:26	1:12:18.46 23:54	1:36:25.72 24:08	2:00:16.16 23:51	<b>2:00:16.16</b>	+ 00:18		
9/30	108	ZIHLER, Svenja	GER 	1994	24:04.80 24:05	48:33.61 24:29	1:12:24.37 23:51	1:36:43.42 24:20	2:00:17.11 23:34	<b>2:00:17.11</b>	+ 00:19		
10/30	122	BRUNEMANN, Emily	USA 	1986	24:08.09 24:09	48:37.09 24:29	1:12:25.55 23:49	1:36:46.92 24:22	2:00:53.14 24:07	<b>2:00:53.14</b>	+ 00:55		
11/30	123	FABIAN, Eva	USA 	1993	24:01.41 24:02	48:35.62 24:35	1:12:27.68 23:53	1:36:33.42 24:06	2:01:00.42 24:28	<b>2:01:00.42</b>	+ 01:02		
12/30	117	ZACHOSZCZ, Joanna	POL 	1993	24:03.91 24:04	48:33.80 24:30	1:12:24.53 23:51	1:36:34.17 24:10	2:01:07.89 24:34	<b>2:01:07.89</b>	+ 01:09		
13/30	125	Szilágyi Nikolett	HUN 	1995	24:06.71 24:07	48:37.45 24:31	1:12:33.60 23:57	1:36:56.82 24:24	2:02:06.42 25:10	<b>2:02:06.42</b>	+ 02:08		
14/30	119	KULIK, Daria	RUS 	1996	24:04.04 24:05	48:32.43 24:29	1:12:27.92 23:56	1:36:48.15 24:21	2:02:08.93 25:21	<b>2:02:08.93</b>	+ 02:10		
15/30	110	KISS Nikolett	HUN 	1997	24:06.15 24:07	48:33.74 24:28	1:12:25.95 23:53	1:36:50.27 24:25	2:02:23.16 25:33	<b>2:02:23.16</b>	+ 02:25		
16/30	103	DUSABLON, Jade	CAN 	1994	24:04.35 24:05	48:30.22 24:26	1:12:26.73 23:57	1:36:56.18 24:30	2:02:59.19 26:04	<b>2:02:59.19</b>	+ 03:01		
17/30	105	RYBAROVA, Silvie	CZE 	1985	24:15.01 24:16	48:42.14 24:28	1:12:41.84 24:00	1:37:05.47 24:24	2:03:05.57 26:01	<b>2:03:05.57</b>	+ 03:07		
18/30	118	BURSKA, Justyna	POL 	1995	24:06.98 24:07	48:36.65 24:30	1:12:28.26 23:52	1:36:58.32 24:31	2:03:50.09 26:52	<b>2:03:50.09</b>	+ 03:52		
19/30	124	ITURBE, Astrid	VEN 	1997	24:08.29 24:09	48:35.19 24:27	1:12:31.28 23:57	1:37:03.15 24:32	2:03:59.09 26:56	<b>2:03:59.09</b>	+ 04:01		
20/30	127	Farkas Adél	HUN 	1998	24:10.83 24:11	48:40.17 24:30	1:13:09.01 24:29	1:39:23.38 26:15	2:06:02.79 26:40	<b>2:06:02.79</b>	+ 06:04		
21/30	129	Sömenek Onon Kata	HUN 	1997	24:14.28 24:15	48:42.03 24:28	1:13:12.02 24:30	1:39:21.27 26:10	2:06:05.89 26:45	<b>2:06:05.89</b>	+ 06:07		

Rank	BIB	Name	Country	YOB	Lap1	Lap2	Lap3	Lap4	Lap5	Time	Gap	Yellow Flag	Red Flag
22/30	104	VALDIVIA, Mahina	CHI 	1996	24:09.80 24:10	48:36.35 24:27	1:12:45.27 24:09	1:39:24.00 26:39	2:06:19.72 26:56	<b>2:06:19.72</b>	+ 06:21		
23/30	128	Szalai Borbála	HUN 	1998	24:09.30 24:10	48:41.71 24:33	1:14:15.73 25:35	1:41:12.48 26:57	2:09:15.58 28:04	<b>2:09:15.58</b>	+ 09:17		
24/30	107	SPIWOKS, Jeanette	GER 	1998	24:10.96 24:11	48:45.04 24:35	1:13:59.44 25:15	1:41:10.93 27:12	2:09:24.16 28:14	<b>2:09:24.16</b>	+ 09:26		
25/30	131	Juhász Adél	HUN 	1998	24:11.67 24:12	48:38.24 24:27	1:13:48.39 25:11	1:43:09.26 29:21	2:13:14.23 30:05	<b>2:13:14.23</b>	+ 13:16		
26/30	113	LEMCOFF, Tali	ISR 	1997	24:13.54 24:14	51:03.09 26:50	1:18:26.16 27:24	1:46:48.07 28:22	2:16:25.48 29:38	<b>2:16:25.48</b>	+ 16:27		
27/30	120	JECANSKI, Jelena	SRB 	1999	24:40.44 24:41	52:00.56 27:21	1:19:30.15 27:30	1:47:57.07 28:27	2:16:54.45 28:58	<b>2:16:54.45</b>	+ 16:56		
28/30	114	MEIROV, Rotem	ISR 	1998	24:42.97 24:43	52:02.86 27:20	1:19:34.15 27:32	1:48:02.41 28:29	2:17:12.13 29:10	<b>2:17:12.13</b>	+ 17:14		
DNF	126	Sibalin Flóra	HUN 	1997	24:07.58 24:08	48:40.79 24:34	1:14:13.56 25:33	1:15:08.50 00:55		<b>DNF</b>			
DNF	130	Székelyi Fruzsina	HUN 	1998						<b>DSQ</b>			